


EM Surface 140

EM-00002
Ø140mm x 50mm



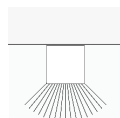
LIGHT FORMS

Emergency

Specification



Surface Mount



Features

Available in black and white.

2 x Optics available
Wide Round - 150°
Corridor - 160°x60°

240lm

CCT - 5000K

CRI - >70

LiFePO4 6.4V 1500mAh
battery.

Discharge duration of >3 hours.

Class II

Made from polycarbonate.

IP 20

0°C to 45°C operating
temperatures.

Photometry and additional documentation at:
[LightForms.com/products/emergency/EM Surface 140/](https://LightForms.com/products/emergency/EM%20Surface%20140/)

EM Surface 140

LIGHT FORMS

EM-00002

EM - 00002 - - - 02 - 750 - - - - -

1. Finish Options

White - WH
Black - BK

2. Nominal Power Options

240lm 2W - 02

3. Chip Options

70CRI 5000K - 750

4. Beam Degree Options

Wide (150°) - WI
Corridor (160°x60°) - CO

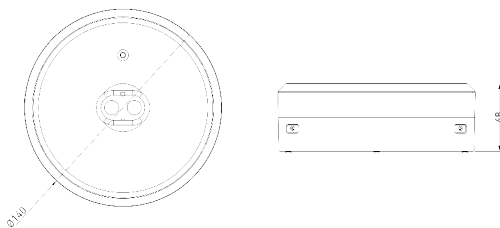
5. Testing Options

Auto Test - AUT
DALI - DAL

Electrical Specification

Input Power (MAX)	3.5W
Frequency	50/60Hz
Input Voltage	200-240V
Discharge Efficiency	≥80%
Output Power	1.8W ± 0.3W
Power Factor	≥0.3%
Rated Input Current	≥0.03A
Full Load Output Voltage	DC 2.8-3.2V
Output Current Range	580mA ±10%
Surge	0.5KV
Withstand voltage	AC3750V
Short Circuit Protection	Pass
Over voltage protection	Pass

Dimensions

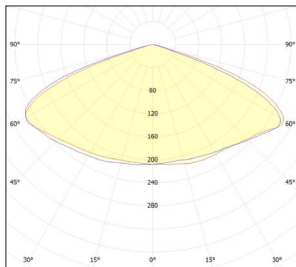


EM Surface 140

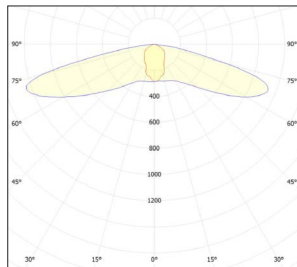
LIGHT FORMS

EM-00002

Distribution



150°



160° x 60°

Warranty

5-year fixture warranty.
3-year battery warranty.

Operating temperature

Ta Max 45°C

Manufacturing & certification

Products are manufactured in and comply with the health, safety and environmental protection standards of the respective region in which they are sold.



Europe



United Kingdom



Greater India
and Middle East